

FOCIS Flex – Fiber Optic Connector Inspection System

Easy, Fast, Compact, Tether-free

U.S. Patent 9,217,688



Features

- 1-button to auto-focus, center, capture, analyze, and save
- IEC, IPC, and user-defined pass/fail analysis
- Untethered, compact, hand-held inspection
- Use independently or pair with OTDR
- Save 10K results internally or share via WiFi or USB

Applications

- Inspect connectors on patch cords or in bulkhead adapters
- Optical network installation, troubleshooting, and maintenance
- Inspect MPO/MTP multi-fiber connectors
- Assure critical fiber infrastructure performs properly
- Keep fiber connections working at optimal performance levels
- Verify proper connector cleaning practices are being used

FOCIS Flex makes connector inspection simple, fast, and convenient. With the press of a single button, FOCIS Flex auto-focuses, captures and centers the end-face image, applies Pass/Fail rules, displays image and Pass/Fail results, saves results internally and/or wirelessly transfers data to a paired FlexScan OTDR or a smart device. It is fast, small, and easy to use to enable 100% connector inspection.

Independent, untethered operation: With rechargeable battery and integrated display, FOCIS Flex can be used independently without requiring an external OTDR or display unit.

Optional pairing with FlexScan OTDR or smart devices: Captured images and Pass/Fail results can be immediately displayed and easily saved on either paired FlexScan OTDR or a smart device equipped with the AFL's free FOCIS Flex App. This capability enables inspection results to be included in reporting and archiving.

Save results internally or externally: FOCIS Flex internally stores up to 10,000 results using file-naming capabilities similar to those of the FlexScan OTDR. A micro-USB port supports fast upload of internally stored results to PC and ensures your FOCIS Flex software can be updated to the latest features and supported languages.

Wide range of adapter tips: Interchangeable adapter tips support connector inspection for a wide range of both single-fiber and multi-fiber patchcords and bulkhead-mounted connectors having either PC or APC polished end-faces.

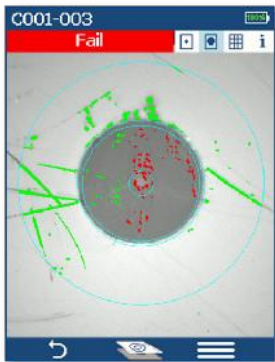
Bundled kits for significant savings: FOCIS Flex is available in kits that include a Basic license for Test Result Manager (TRM® 3.0), user-selected adapter tips and cleaning supplies, and a soft carry case.

Easy reporting and archiving: Included Test Result Manager (TRM 3.0) provides data processing and reporting locally via a PC. The FOCIS Flex mobile App is available for free download from Google play or App Store for sharing data with smart devices.

FOCIS Flex – Fiber Optic Connector Inspection System

U.S. Patent 9,217,688

Easy, Fast, Compact, Tether-free



C001-003			
Fail			
User: APC, SM			
A B C			
A	>0 µm: 0	>0 µm: 7	
B		2-5 µm: 16	
	>3 µm: 0	>5 µm: 0	
D		≥10 µm: 0	

Pass/Fail results in seconds: With the press of a single button, FOCIS Flex auto-focuses, captures and centers the end-face image, applies Pass/Fail rules, displays image and Pass/Fail results. Captured Pass/Fail results are easily viewed in either Image or Table view.

Image view shows end-face image with Pass/Fail region overlay, failing scratches/defects highlighted in red, and passing scratches/defects highlighted in green.

Table view shows analysis rule applied to determine Pass/Fail, analysis Zone IDs (A, B, C, D), scratch analysis results for each zone, and defect analysis results for each zone.

Specifications ^a

OPTICAL PERFORMANCE	
Field of View (viewed on FOCIS Flex)	Live: 710 x 860 µm; Captured, Zoomed Out: 560 x 600 µm; Captured, Partially Zoomed In: 360 x 390 µm; Captured, Fully Zoomed In: 180 x 195 µm
Field of View (Viewed on a PC)	Stored, Zoomed Out: 700 x 525 µm; Stored, Fully Zoomed In: 240 x 180 µm
Manual Detection Capability (minimum)	0.25 µm
Auto Analysis Resolution	<1.0 µm
Captured Image Size (Pixels)	648 x 480 VGA; Images stored internally in three .JPG files, one at each FOV
OPERATING FEATURES	
Focus	Auto-focus and manual focus
Centering	Auto-centering after capture
Pass/Fail Analysis	IEC 61300-3-35 (2015), IPC and user-defined criteria
Image Capture and File Storage Capacity	10,000 files
File Format (Image and Pass/Fail Results)	jpg, gif
Bluetooth Characteristics	SPP to FlexScan and FlexTester OTDRs; IAP to iOS devices
USB Characteristics	USB 1.1 mass storage device
Supported Languages	English, Chinese Simplified, Chinese Traditional, Finnish, French, German, Italian, Japanese, Korean, Polish, Russian, Spanish, Turkish
PHYSICAL AND POWER CHARACTERISTICS	
Display size, type, resolution	2.4", TFT, 240 x 320 with brightness control
Battery Type	NiMH, user replaceable
Battery Operating Time (typical)	8 hours (60 tests in 20 minutes each hour; auto-off enabled)
Recharge Time	<4.5 hours
Power Save Features	Auto-off (disabled, 2, 5, 10 minutes)
AC Charger voltage, frequency, current	100-240 V, 50/60 Hz, 5VDC, 2A
Size	47 x 37 x 183 mm (1.8 x 1.5 x 7.2 in)
Weight	240 g (0.5 lb)
ENVIRONMENTAL CHARACTERISTICS	
Operating Temperature	0 to +50 °C
Storage Temperature	-40 to +70 °C
Relative Humidity	95%, non-condensing
Transit and shock	2G vibration, 30G shock

Notes:

a. All specifications valid at 23°C ±2°C (73.4°F ±3.6°F).

FOCIS Flex – Fiber Optic Connector Inspection System

U.S. Patent 9,217,688

Easy, Fast, Compact, Tether-free

FlexScan OTDR PRO and BIPM Kits with FOCIS Flex

PRO Kits include the following items:

- FlexScan with accessories (AC charger, carry strap, SC/2.5 mm connector adapters, TRM® 3.0 Advanced Test Results Manager, carry case)
- FOCIS Flex Fiber Optic Connector Inspection System with accessories (AC charger, USB cable, soft carry case/holster)
- Two user-selected adapter tips and one user-selected One-Click Cleaner
- 150 m Fiber Ring (launch cable) with user-specified connectors

Complete kits expand on PRO Kits by adding bend insensitive fiber identifier with optional power meter (OFI-BIPM).

See FlexScan data sheet for FlexScan PRO and Complete Kit ordering information.

FOCIS Flex Adapter Tips (Contact AFL for adapter tips for other connector types)

DESCRIPTION	AFL NO.
SC-UPC bulkhead adapter tip	FFLX-01-SC
FC-UPC bulkhead adapter tip	FFLX-01-FC
ST-UPC bulkhead adapter tip	FFLX-01-ST
LC-UPC bulkhead adapter tip	FFLX-01-LC
Universal 2.5 mm, UPC ferrule adapter tip	FFLX-01-U25
Universal 1.25 mm, UPC ferrule adapter tip	FFLX-01-U125
SC-APC bulkhead adapter tip	FFLX-4S-ASC
FC-APC bulkhead adapter tip	FFLX-4S-AFC
LC-APC bulkhead adapter tip	FFLX-4S-ALC
Universal 2.5 mm, APC ferrule adapter tip	FFLX-01-A25
Universal 1.25 mm, APC ferrule adapter tip	FFLX-01-A125
FOCIS Flex adapter extension tube, straight, 46 mm	FFLX-01-EXTS46
FOCIS Flex adapter extension tube, straight, 80 mm:	FFLX-01-EXTS80
E2000 PC/UPC bulkhead adapter tip	FFLX-4S-E2K
E2000 APC bulkhead adapter tip	FFLX-4S-E2KA
Tip for SC/APC (OptiTap®) bulkhead adapter	FFLX-4S-OTA
Tip for OptiTap® APC ferrule and bulkhead adapter	DFS1-01-0013MR
MTP/PC ferrule & bulkhead adapter extended tip kit (base plus MTP/PC front end tip)	DFS1-00-0037MR
MTP/PC and MTP/APC ferrule & bulkhead adapter extended tip kit (base, MTP/PC, MTP/APC front end tips)	DFS1-00-0042MR
MTP/APC ferrule and bulkhead adapter extended tip kit (base plus MTP/APC front end tip)	DFS1-01-0010MR

Ordering Information

DESCRIPTION	AFL NO.
FOCIS Flex Kit, soft carry case/holster, USB cable, AC charger, TRM® 3.0 reporting software, reference guide, no tips	FOCIS-FLX-P4XN
FOCIS Flex Kit, soft carry case/holster, USB cable, AC charger, TRM 3.0 reporting software, reference guide, 2 user-selected UPC adapter tips (ferrule and bulkhead), user-selected One-Click cleaner	FOCIS-FLX-P4XU
FOCIS Flex Kit, soft carry case/holster, USB cable, AC charger, TRM 3.0 reporting software, reference guide, 2 user-selected APC adapter tips (ferrule and bulkhead), user-selected One-Click cleaner	FOCIS-FLX-P4XA
FOCIS Flex Kit, soft carry case/holster, USB cable, AC charger, TRM 3.0 reporting software, reference guide, user-selected UPC adapter tips (ferrule and bulkhead), 2 user-selected APC adapter tips (ferrule and bulkhead), user-selected One-Click cleaner	FOCIS-FLX-P4XUA

FOCIS Flex – Fiber Optic Connector Inspection System


Easy, Fast, Compact, Tether-free

U.S. Patent 9,217,688

Test Management and Reporting Software


DESCRIPTION	AFL NO.
TRM 3.0 with Basic License, USB delivery (included with all FOCIS Flex kits)	TRM3-BASIC
TRM 3.0 upgrade from Basic to Advanced License, USB delivery	TRM3-UPGRADE
TRM 3.0 upgrade from Basic to Advanced License, email delivery	TRM3-UP-EMAIL
FOCIS Flex App (Google play or App Store)	Free Download

Recommended Products



FlexScan® FS300 (quad) and FS200 (single-mode) OTDRs

- SmartAuto® 1-button automated testing for fast results
- LinkMap® color-coded icons for easy troubleshooting
- FleXpress® mode (FS200) completes OTDR test in <5 seconds!
- Integrated Source, Power Meter and VFL



OFI-BIPM Optical Fiber Identifier

- World class signal sensitivity
- Trigger lock, positive stop for optimum detection
- Integrated optical power meter option

Qualifications

CATEGORY	REGULATION/STANDARD	QUALIFICATION
CE Marking	EU	Compliant to relevant EU Directives on health, safety, and environmental protection, and certified with CE marking
Safety /EMC /EMI	IEC	Compliant to IEC 61010-1 for safety requirements for electrical equipment
	EN	Compliant to EN 61010-1 for safety requirements for electrical equipment
	IEC	Compliant to IEC 61326-1 for EMC requirements for electrical equipment
	EN	Compliant to EN 61326-1 for EMC requirements for electrical equipment
	EN	Compliant to EN 55011 for EMC requirements for industrial, scientific and medical equipment
	FCC	Compliant to code of federal regulations FCC 47 CFR 15 on unlicensed transmissions
	FDA	Compliant to code of federal regulations FDA 21 CFR 1040.10 and 1040.11 on laser products
RoHS	IEC	Compliant to IEC 60825-1 for safety of laser products
	EU	Compliant to EU regulations Directive 2011/65/EU (RoHS 2) and Directive 2015/863 (RoHS 3)
Test Method	IEC	Compliant to IEC 61300-3-35 for visual inspection of fiber optic connectors and fiber-stub transceivers
	IPC	Compliant to IPC-8497-1 for cleaning methods and contamination assessment for optical assembly