



1920

The very compact aluminum 1920 flashlight is designed with size and extreme performance in mind. Using readily available AAA batteries, this bright LED light creates a clean white beam. Long run times combined with high and low light output modes, make for an efficient lighting tool; the perfect personal light.

- Unconditional Lifetime Guarantee of Excellence
- Ingress Protected IPX7
- High / Low modes
- On/Off/Momentary Switch
- 2 AAA Batteries



DIMENSIONS

Length	5.50" (14 cm)
---------------	---------------

MATERIALS

Body	Aluminum with Type II Anodized
O-Ring	EPDM
Lens	Polycarbonate (PC)
Shroud	Aluminum with Type II Anodized
Clip	High Carbon Steel

COLORS

 Black

LIGHT SPECS

Lamp Type	LED
------------------	-----

POWER






Battery Size	AAA
Battery Type	Alkaline
Battery Quantity	2
Batteries Included	yes
Volts	3.0v

WEIGHT

Weight With Batteries	2.2 oz (62 gr)
Weight Without Batteries	1.4 oz (40 gr)

SWITCH

Switch Type	Momentary Push Button
Light Modes	On /Off / Momentary

FL1 STANDARD	HIGH	LOW
	224 LUMENS	22 LUMENS
	2h 15mins	8h 45mins
	81m	25m
	1640cd	152cd
	IPX7	
