

TYPES YA, YA-TC


HYLUG™

Uninsulated Copper Compression Terminal
UL Listed 90° C, Up to 35 kV ♦

45° and 90° angles available. Please contact Customer Service to order:
1-800-346-4175

Features & Benefits

- No inspection window is ideal for more corrosive environments as the barrel transition is not open
- Barrel is designed with an internal chamfer at the wire entry to ensure smooth insertion of the wire, preventing possible damaging of the strands
- Long barrel allows for an increased number of crimps which will increase the mechanical strength of the connection
- 45° and 90° angular lugs are available; please contact Customer Service
- Electro-tin plated unless otherwise specified to reduce galvanic corrosion (bimetallic) and resist corrosive elements
- Connectors are clearly marked with stamping and barrel color coding
- BURNDY certifies its products using the BURNDY Engineered System and select other crimp tool manufacturers in accordance with one or more of the UL categories in order to obtain a UL Listing
- Terminals and splices accommodating code wire: Accommodates Code Class B (Concentric, Compressed, Compact) and Class C wire



NOTE: Field bending straight lugs to achieve an angular connection will void UL Listing / CSA Certifications and BURNDY will not be liable for the connection.

Accessories

- Hardware - Section F
- PENETROX™ Oxide Inhibitor - Section F
- Heat and Cold Shrink Tubing - Section D
- WIREMIKE™ Wire Micrometer - Section F
- Wire Management (Cable Ties) - Section G

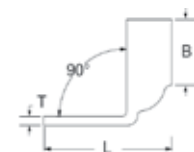
Straight



45°



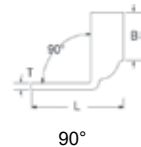
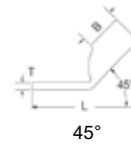
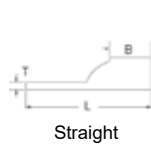
90°



Compression Connections

Copper Compression — Code — One Hole
Long Barrel — No Inspection Window

TYPES YA, YA-TC (Continued)



NOTE: Field bending straight lugs to achieve an angular connection will void UL Listing / CSA Certifications and BURNDY will not be liable for the connection.

Catalog Number	Conductor		Stud Hole Size	Tongue Width	Figure Dimensions			Installation Tooling						Wire Strip Length
	AWG	MM ² ***			(B)	(T)	(L)	Dieless (# of crimps)	MD6, OUR840, MD734R	500 Series	35, 750 46** Series	Color Code	Die Index	
YA8CTC10	#8 AWG #8 Flex G,H,I,K,M DLO	8.37 ↑ 10	#10	0.41	0.81	0.08	1.57	Y122CMR (2) MRC840 (2) MY29 Series (2) Y8MBR1 (1) Y1MR TC (2) 81K Series (1)	W8CVT (2) W8CRT (2) X8CRT (2)	X8CRT (2) W8CRT (2)	U8CRT (2)	Red	49	7/8
YA8CTC14			1/4	0.44	0.81	0.08	1.69							
YA8CTC38			3/8	0.58	0.81	0.06	1.88							
YA6CTC8	#6 AWG Sol./Str.	13.3	#8	0.42	1.12	0.09	1.83	Y122CMR (2) MRC840 (2) MY29 Series (2) Y1MR TC (2) 81K Series (1)	W5CVT (2) W5CRT (2) X5CRT (2) X8CART (2)	W5CVT (2) W5CRT (2) X5CRT (2) X8CART (2)	U5CRT (2) U8CABT (2)	Blue	7 or 374	1-3/16
YA6CTC10			#10	0.42	1.12	0.09	1.89							
YA6C			1/4	0.41	1.12	0.09	1.81							
YA6CN			1/2	0.83	1.12	0.12	2.64							
YA6CTC516			5/16	0.52	1.12	0.07	2.08							
YA6CTC38			3/8	0.58	1.12	0.06	2.21							
YA5C	#5 AWG	—	1/4	0.44	1.12	0.07	1.98	W5CVT (2) W5CRT (2) X5CRT (2)	W5CVT (2) W5CRT (2) X5CRT (2)	U5CRT (2)	Blue	7 or 374	1-3/16	
YA5CN			1/2	0.83	1.12	0.12	2.67							
YA4CTC10	#4 AWG	21.2	#10	0.50	1.12	0.09	1.94	W4CVT (2) W4CRT (2) X4CRT (2)	W4CVT (2) W4CRT (2) X4CRT (2)	U4CRT (2) U6CABT (2)	Gray	8 or 346	1-3/16	
YA4C			1/4	0.50	1.12	0.09	1.87							
YA4CTC38			3/8	0.58	1.12	0.08	2.25							
YA4CN			1/2	0.83	1.12	0.12	2.69							
YA3CTC14	#3 AWG #2 Solid	26.7 25	1/4	0.55	1.25	0.09	2.23	Y1MR TC (4) Y122CMR (4) MY29 Series (2) 644 Series (1) 444 Series (1) 81K Series (2)	W3CRT (2)	W3CRT (2)	U3CRT (2)	White	9	1-5/16
YA3C			5/16	0.55	1.25	0.09	2.30							
YA3CTC38			3/8	0.58	1.25	0.08	2.42							
YA3CN			1/2	0.83	1.25	0.12	2.86							
YA2CTC10	#2 AWG	33.6 35	#10	0.60	1.25	0.11	2.10	W2CVT (2) W2CRT (2) X2CRT (2)	W2CVT (2) W2CRT (2) X2CRT (2)	U2CRT (2)	Brown	10	1-5/16	
YA2CTC14			1/4	0.60	1.25	0.11	2.23							
YA2C			5/16	0.60	1.25	0.11	2.29							
YA2CTC38			3/8	0.60	1.25	0.11	2.41							
YA2CN			1/2	0.83	1.25	0.12	2.88							
YA1CTC10	#1 AWG	42.4 50	#10	0.68	1.38	0.10	2.27	Y1MR TC (4) MRC840 (2) MY29 Series (2) 644 Series (1) 444 Series (1) 81K Series (2)	W1CVT (2) W1CRT1 (2) X1CRT1 (2)	W1CVT (2) W1CRT1 (2) X1CRT1 (2)	U1CRT1 (2) U4CABT (2)	Green	11	1-7/16
YA1CTC14			1/4	0.68	1.38	0.10	2.39							
YA1C			5/16	0.68	1.38	0.10	2.45							
YA1CTC38			3/8	0.68	1.38	0.10	2.58							
YA1CN			1/2	0.83	1.38	0.12	3.06							

* Use PUADP1 adapter with U dies in 46 Series

** P-RT die sets for use in 46 Series only, PUADP1 adapter not required

*** The MM² conductor sizes listed are the recommendations for Class 2 conductor

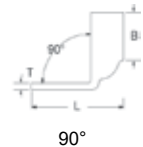
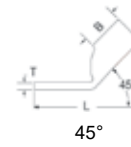
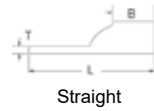
▲ See tooling section of this catalog for complete tool and die listings. Use ONLY color coded die recommendations for -FX connectors. For nest/indenter system contact factory

• Available undrilled. Add suffix U to catalog number (example: YA25U)

◆ For applications greater than 2000 Volts consult cable manufacturer for voltage stress relief instructions

Note: All dimensions shown are for reference only

TYPES YA, YA-TC (Continued)



NOTE: Field bending straight lugs to achieve an angular connection will void UL Listing / CSA Certifications and BURNDY will not be liable for the connection.

Catalog Number	Conductor		Stud Hole Size	Tongue Width	Figure Dimensions			Installation Tooling						Wire Strip Length						
	AWG	MM ² ***			(B)	(T)	(L)	Dieless (# of crimps)	MD6, OUR840, MD734R	500 Series	35, 750 46** Series	Color Code	Die Index							
YA25TC10	1/0 AWG	53.5	#10	0.75	1.38	0.12	2.30	MRC840 (4) MY29 Series (2) 644 Series (1) 444 Series (1) 81K Series (2)	W25VT (4) W25RT (4) X25RT (4)	W25VT (4) W25RT (4) X25RT (4)	U25RT (2) U2CABT (2)	Pink	12	1-7/16						
YA25			5/16	0.75	1.38	0.13	2.48													
YA25TC38			3/8	0.75	1.38	0.12	2.61													
YA25N			1/2	0.83	1.38	0.11	3.05													
YA26TC14	2/0 AWG	67.4 70	1/4	0.83	1.50	0.12	2.58	MRC840 (4) MY29 Series (2) 644 Series (1) 444 Series (1) 81K Series (2)	W26VT (4) W26RT (4) X26RT (4)	W26VT (4) W26RT (4) X26RT (4)	U26RT (2)	Black	13	1-9/16						
YA26TC516			5/16	0.83	1.50	0.12	2.65													
YA26			3/8	0.83	1.50	0.12	2.77													
YA26N			1/2	0.83	1.50	0.12	3.21													
YA27	3/0 AWG	85	1/2	0.91	1.50	0.13	3.06	MRC840 (4) MY29 Series (2) 644 Series (1) 444 Series (1) 81K Series (2)	W27VT (4) W27RT (4) X27RT (6)	W27VT (4) W27RT (4) X27RT (6)	U27RT (2)	Orange	14	1-9/16						
YA28TC38	4/0 AWG	107	3/8	1.02	1.62	0.14	2.98													
YA28			1/2	1.02	1.62	0.14	3.23													
YA28N			1/2	1.02	1.62	0.14	3.41													
YA29	250 kcmil	127	1/2	1.11	1.62	0.16	3.26	MY29 Series (2) 644 Series (1) 444 Series (1) 81K Series (2)	W29VT (4) X29RT (8)	W29VT (4) W29RT (4) X29RT (8)	U29RT (2)	Yellow	16	1-11/16						
YA30	300 kcmil	152	1/2	1.20	2.00	0.16	3.69	644 Series (1) 444 Series (1) 81K Series (3)	W30VT (4)	W30VT (4) W30RT (4)	U30RT (4) U28ART (4)	White	17 or 298	2-1/16						
YA30N		150	1/2	1.20	2.00	0.16	3.88													
YA31	350 kcmil	177 185	1/2	1.29	2.00	0.18	3.73								W31VT (4)	W31VT (4) W31RT (4)	U31RT (4) U29ART (4)	Red	18 or 324	2-1/16
YA32N	400 kcmil	203	1/2	1.40	2.12	0.19	4.09								W32VT (4)	W32VT (4) W32RT (4)	U32RT (4) U30ART (4)	Blue	19 or 470	2-3/16
YA32			5/8	1.40	2.12	0.19	4.15													

* Use PUADP1 adapter with U dies in 46 Series

** P-RT die sets for use in 46 Series only, PUADP1 adapter not required

*** The MM² conductor sizes listed are the recommendations for Class 2 conductor

▲ See tooling section of this catalog for complete tool and die listings. Use ONLY color coded die recommendations for -FX connectors. For nest/indenter system contact factory

• Available undrilled. Add suffix U to catalog number (example: YA25U)

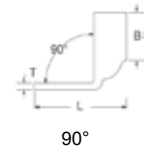
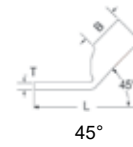
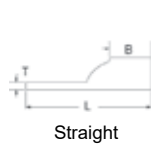
◆ For applications greater than 2000 Volts consult cable manufacturer for voltage stress relief instructions

Note: All dimensions shown are for reference only

Compression Connections

Copper Compression — Code — One Hole
Long Barrel — No Inspection Window

TYPES YA, YA-TC (Continued)



NOTE: Field bending straight lugs to achieve an angular connection will void UL Listing / CSA Certifications and BURNDY will not be liable for the connection.

Catalog Number	Conductor		Stud Hole Size	Tongue Width	Figure Dimensions			Installation Tooling						Wire Strip Length						
	AWG	MM ² ***			(B)	(T)	(L)	Dieless (# of crimps)	MD6, OUR840, MD734R	500 Series	35, 750, 46** Series	Color Code	Die Index							
YA33N	450 kcmil	—	1/2	1.48	2.13	0.21	4.17	644 Series (1) 444 Series (1) 81K Series (4)	W33VT (4)	W33VT (4) W33RT (4)	U33RT (4)	Gray	326 or 538	2-5/16						
YA33		—	5/8	1.48	2.13	0.21	4.24													
YA34N	500 kcmil	253	1/2	1.55	2.25	0.23	4.32		644 Series (1) 444 Series (1) 81K Series (4)	W34VT (4)	W34VT (4) W34RT (4)	U34RT (4) U31ART (2)	Brown	20 or 299	2-5/16					
YA34		240	5/8	1.55	2.25	0.23	4.39													
YA36N	600 kcmil	304	1/2	1.74	2.69	0.27	4.83			644 Series (1) 444 Series (1) 81K Series (4)	—	—	U36RT (4) U32ART (4)	Green	22 or 472	2-3/4				
YA36		300	5/8	1.74	2.69	0.27	4.90													
YA37N	650 kcmil	—	1/2	1.80	2.81	0.27	4.98				644 Series (1) 444 Series (1) 81K Series (4)	—	—	U37RT (4)	Orange	23	2-7/8			
YA37		—	5/8	1.80	2.81	0.27	5.05													
YA38N	700 kcmil	355	1/2	1.84	2.81	0.27	5.01					644 Series (1) 444 Series (1) 81K Series (4)	—	—	U38RT (4)	Pink	400	2-7/8		
YA38		—	5/8	1.84	2.81	0.27	5.07													
YA39N	750 kcmil	380	1/2	1.91	2.88	0.27	5.11						644 Series (1) 444 Series (1) 81K Series (4)	—	—	U39RT (4) P39RT (4)	Black	24	2-15/16	
YA39		—	5/8	1.91	2.88	0.27	5.17													
YA40	800 kcmil	405 400	5/8	1.98	2.94	0.30	5.25	644 Series (1) 444 Series (1) 81K Series (4)						—	—	P40RT (4)	Orange	25	3	
YA41N	850 kcmil	—	1/2	2.01	2.94	0.31	5.20													644 Series (1) 444 Series (1) 81K Series (4)
YA41		—	5/8	2.01	2.94	0.31	5.26													
YA44N	1000 kcmil	507	1/2	2.19	3.00	0.33	5.38		644 Series (1) 444 Series (1) 81K Series (4)					—	—	P44RT (4)	White	27	3-1/16	
YA44		500	5/8	2.19	3.00	0.33	5.45													
YA45	1250 kcmil	633	3/4	2.46	3.19	0.38	5.93			644 Series (1) 444 Series (1) 81K Series (4)				—	—	P45RT (6)	Yellow	29	3-1/4	
YA46N	1500 kcmil	760	1/2	2.69	3.19	0.40	5.79				644 Series (1) 444 Series (1) 81K Series (4)									
YA46		—	3/4	2.69	3.19	0.40	6.04													
YA47N	1750 kcmil	887	1/2	2.90	3.44	0.42	6.13					644 Series (1) 444 Series (1) 81K Series (4)		—	—	—	Gray	33	3-1/2	
YA47		—	3/4	2.90	3.44	0.42	6.38													
YA48N	2000 kcmil	1010	1/2	3.10	3.44	0.46	6.22						644 Series (1) 444 Series (1) 81K Series (4)	—	—	—	Brown	34	3-1/2	
YA48		—	3/4	3.10	3.44	0.46	6.47													

* Use PUADP1 adapter with U dies in 46 Series

** P-RT die sets for use in 46 Series only, PUADP1 adapter not required

*** The MM² conductor sizes listed are the recommendations for Class 2 conductor

▲ See tooling section of this catalog for complete tool and die listings. Use ONLY color coded die recommendations for -FX connectors. For nest/indenter system contact factory

• Available undrilled. Add suffix U to catalog number (example: YA25U)

◆ For applications greater than 2000 Volts consult cable manufacturer for voltage stress relief instructions

Note: All dimensions shown are for reference only