

TYPE YH

H-Tap Copper CRIMPIT™

UL Listed 90° C, Up to 35 kV ♦



Features & Benefits

- Range taking H-tap that allows for less inventory as one H-tap can accommodate a multitude of wire combinations
- H-Tap Copper CRIMPIT™ also accommodates a wide range of run and tap combinations
- The tap grooves act independently; the use of one run and one tap wire is required when using this connector for making a connection
- Designs with more than one tap wire groove require installers to utilize only the run and one tap groove; the other tap grooves can be left empty
- The “third hand” is a string provided with the H-tap connector used to wrap the wire while being inserted into the run and tap grooves; this feature constrains the wire while the installer applies the recommended number of crimps
- Electro-tin plated unless otherwise specified to reduce galvanic corrosion (bimetallic) and resist corrosive elements
- Each connector has a recommended UL Listed / CSA Certified insulating cover available in both black and clear (see table); clear cover allows for easy inspection of the connection (see separate page for details on Type CCF-FR and CFR-FR Covers)
- Connectors clearly marked with color coding to ensure proper die and installation tooling is selected
- BURNDY certifies its products using the BURNDY Engineered System and select other crimp tool manufacturers in accordance with one or more of the UL categories in order to obtain a UL Listing

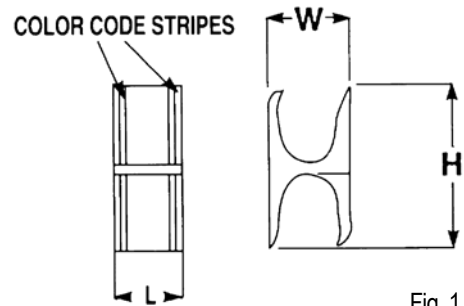
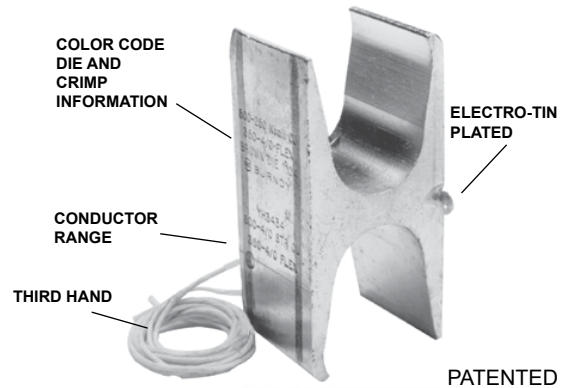


Fig. 1

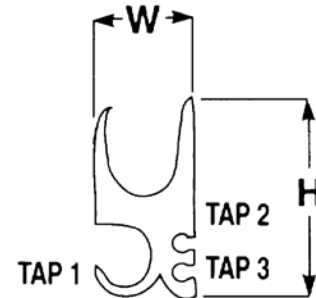


Fig. 2

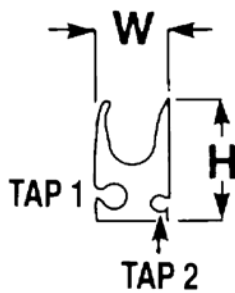


Fig. 3

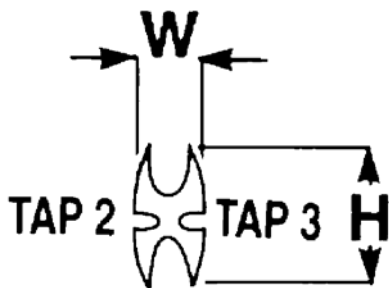


Fig. 4



Fig. 5



Fig. 6

TYPE YH (Continued)

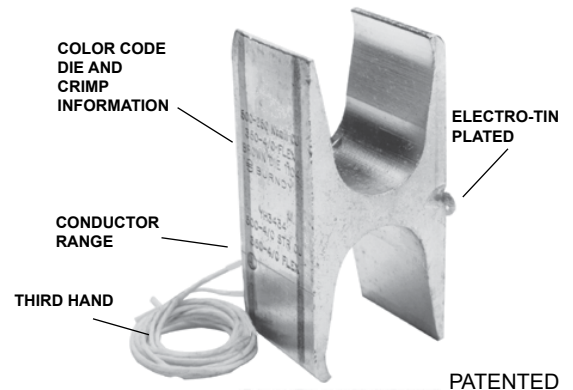


TABLE 1 CODE CONDUCTOR AND METRIC EQUIVALENT

H-Tap Connector	Kit Catalog Number		Conductor Sizes Code/(Flex Cable)					Metric Conductor Sizes (mm ²)			
	Flame Retardant Cover		Fig. No.	Main	Tap 1	Tap 2	Tap 3	Main	Tap 1	Tap 2	Tap 3
	Clear	Black †									
YH4444	YH4444WCC	YH4444WC	1	1000-750 (750-500) (750)	1000-750 (750-500) (750)	—	—	500-400	500-400	—	—
YH4434	YH4434WCC*	YH4434WC	6	1000-750 (750-500) (750)	500-250 (350-4/0)	—	—	1000-750 (777-500) (777-750)	500-350 (350 FX)	—	—
YH4429	YH4429WCC	YH4429WC	5	1000-750 (777-500)	250-2 (4/0-2)	—	—	500-400	150-35	—	—
YH3939	YH3939WCC	YH3939WC	1	750-500 (550-500)	750-350 (550-313)	—	—	300-300	300-185	—	—
YH3931	YH3931WCC	YH3931WC	2	750-350 (550-500)	4/0-1/0 (250-1/0)	1-6 Str/Sol (1-8)	2-14 (2-14)	300-185	95-70	35-16	35-2.5
YH3434	YH3434WCC	YH3434WC	1	500-250 (350-4/0)	500-4/0 (350-4/0)	—	—	240-150	240-120	—	—
YH3429	YH3429WCC	YH3429WC	2	500-4/0 (350-4/0)	250/1/0 (4/0-1/0)	1-6 Str/Sol (1-8)	8-14 (8-14)	240-120	120-70	35-16	6-2.5
YH2929	YH2929WCC	YH2929WC	1	250-2 (4/0-2)	250-2 (4/0-2)	—	—	120-35	120-35	—	—
YH292C	YH292CWCC	YH292CWC	3	250-2 (4/0-2)	2-6 Str/Sol (2-8)	8-14	—	120-35	35-16	6-2.5	—
YH298C	YH298CWCC	YH298CWC	3	250-2 (4/0-2)	8-14	8-14	—	120-35	6-2.5	6-2.5	—
YH2C2C	YH2C2CWCC	YH2C2CWC	4	2-6 Str/Sol (2-8)	2-6 Str/Sol (2-8)	8-14	8-14	35-16	35-16	6-2.5	6-2.5
YH6C6C	YH6C6CWCC	YH6C6CWC	1	6-10 (6-10)	6-14 (6-14)	—	—	10-6	10-2.5	—	—
YH8C8C	YH8C8CWCC	YH8C8CWC	4	8-14 (8-14)	8-14 (8-14)	—	—	6-2.5	6-2.5	—	—

• Use PUADP1 adaptor with U dies in 46 Series.

* Not CSA Certified.

▲ See tooling section of this catalog for complete tool and die listings.

Note: All H-Taps ROHS compliant.

Note: All dimensions shown are for reference only.

TYPE YH (Continued)

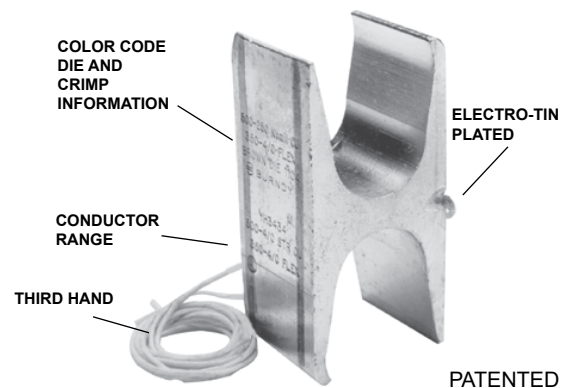


TABLE 2 FLEX AND METRIC CONDUCTOR RANGES

Catalog Number		Maximum Conductor in Range		Diameter mm	Minimum Conductor in Range		Diameter mm
		Flex Conductor (AWG/kcmil)	Maximum Metric Dimensions mm ²		Flex Conductor (AWG/kcmil)	Minimum Metric Dimensions mm ²	
YH4444	Main	777	393	28	500	253	24
	Tap 1	777	393	28	500	253	24
	Main	777	393	28	750	380	31
YH4434	Tap 1	—	—	—	350	177	20
YH4429	Main	777	393	28	500	253	24
	Tap 1	4/0	107	15.5	2	33.6	8
YH3939	Main	550	278	25	500	253	24
	Tap 1	550	278	25	2	177	20
YH3931	Main	550	278	25	500	253	24
	Tap 1	250	126	17	1/0	53.5	11
	Tap 2	1	42	9	8	8	4
	Tap 3	2	33.6	8	14	2	2
YH3434	Main	350	177	20	4/0	107	15.5
	Tap 1	350	177	20	4/0	107	15.5
YH3429	Main	350	177	20	4/0	107	15.5
	Tap 1	4/0	107	15.5	1/0	53	11
	Tap 2	1	42	9	8	8	4
	Tap 3	8	8	4	14	2	2
YH2929	Main	4/0	107	15.5	2	33.6	8
	Tap 1	4/0	107	15.5	2	33.6	8
YH292C	Main	4/0	107	15.5	2	33.6	8
	Tap 1	2	33.6	8	8	8	4
	Tap 2	8	8	4	14	2	2
YH298C	Main	4/0	107	15.5	2	33.6	8
	Tap 1	8	8	4	14	2	2
	Tap 2	8	8	4	14	2	2
YH2C2C	Main	2	33.6	8	8	8	4
	Tap 1	2	33.6	8	8	8	4
	Tap 2	8	8	4	14	2	2
	Tap 3	8	8	4	14	2	2
YH6C6C	Main	6	13	5	10	5	3
	Tap 1	6	13	5	14	2	2
YH8C8C	Main	8	8	4	14	2	2
	Tap 1	8	8	4	14	2	2

• Use PUADP1 adaptor with U dies in 46 Series.

▲ See tooling section of this catalog for complete tool and die listings.

* Not CSA Certified.

Note: All H-Taps ROHS compliant.

Note: All dimensions shown are for reference only.

TYPE YH (Continued)

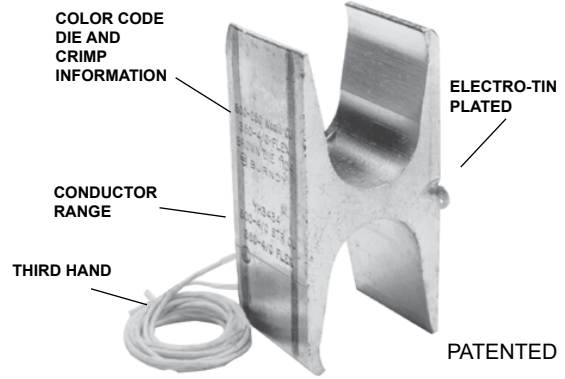


TABLE 3 INSTALLATION TOOLING + DIMENSIONS

Catalog Number	Kit Catalog Number		▲ Tooling († No. of Crimps)								▲ Die Index & Embossment	H	W	Length	Strip Length
	Flame Retardant Cover		Fig. No.	35 Series	†	750 Series	†	46* Series	†	Color Code					
	Clear	Black ‡													
YH4444	YH4444WCC	YH4444WC	1	—	—	—	—	P1102	1	White	1102	3.38	1.70	24	1-1/8
YH4434	YH4434WCC*	YH4434WC	6	—	—	—	—	P1102	1	Yellow	KR	3.38	1.70	1.00	1-3/8
YH4429	YH4429WCC	YH4429WC	5	—	—	—	—	PYFR	1	Yellow	KR	3.22	1.70	1.00	1-3/8
YH3939	YH3939WCC	YH3939WC	1	—	—	—	—	PYFR	1	Yellow	KR	2.97	1.50	1.25	1-3/8
YH3931	YH3931WCC	YH3931WC	2	—	—	—	—	PYFR	1	Yellow	KR	2.97	1.50	0.95	1-1/16
YH3434	YH3434WCC	YH3434WC	1	—	—	U1104M U1104	1 2	P1104 U1104M	1 1	Brown	1104	2.43	1.15	1.00	1-1/8
YH3429	YH3429WCC	YH3429WC	2	—	—	U1104M U1104	1 2	P1104 U1104M	1 1	Brown	1104	2.23	1.31	1.00	1-1/8
YH2929	YH2929WCC	YH2929WC	1	—	—	U654	1	U654 P654	1	Purple	654	1.85	.90	0.90	1-1/16
YH292C	YH292CWCC	YH292CWC	3	—	—	U654	1	U654 P654	1	Purple	654	1.52	.90	0.90	1-1/16
YH298C	YH298CWCC	YH298CWC	3	—	—	U654	1	U654 P654	1	Purple	654	1.52	.90	0.90	1-1/16
YH2C2C	YH2C2CWCC	YH2C2CWC	4	U-C	1	UC	1	UC	1	Brown	C	1.25	.60	0.75	7/8
YH6C6C	YH6C6CWCC	YH6C6CWC	1	UBGRT	1	UBGRT	1	UBGRT	1	Orange	BG	0.81	.39	0.60	3/4
YH8C8C	YH8C8CWCC	YH8C8CWC	4	U11T1	1	U11T1	1	U11T1	1	Green	11	0.63	.40	0.60	3/4

• Use PUADP1 adaptor with U dies in 46 Series.

* Not CSA Certified.

▲ See tooling section of this catalog for complete tool and die listings.

Note: All H-Taps ROHS compliant.

Note: All dimensions shown are for reference only.