

IET

Insertion-Extraction Tool


Warning! This tool should not be used on live electrical circuits. It is not protected against electrical shock! Always use OSHA/ANSI or other industry approved eye protection when using tools. This tool is not to be used for purposes other than intended. Read carefully and understand instructions before using this tool.




Tool features:

- Easily inserts and extracts fiber optic connectors in high density patch panels.
- Works with LC and SC simplex and duplex connectors as well as MU, MT-RJ and other similar types.
- Tool tip design insures positive gripping without slipping
- Ergonomic grips
- Left or right hand operation


Insertion Instructions




1. Position connector in tool. Depress the connector lock tab with the bended tool tip.



2. Locate connector on panel and squeeze tool handles to disengage tool tips.




3. Grasp connector body with tool tips and gently push to ensure lock tab is engaged.



4. LC simplex connector on LC panel


Extraction Instructions




1. LC duplex connector on LC panel



2. Squeeze tool handles and position bended tool tip at connector lock tabs.



3. Release tool handle and disengage connector lock tabs from panel.



4. Extract connector.

WARRANTY: RIPLEY warrants its products against defective materials and workmanship for a period of one year from date of shipment from the RIPLEY factory provided the product is utilized in accordance with instructions and specified ratings.

